

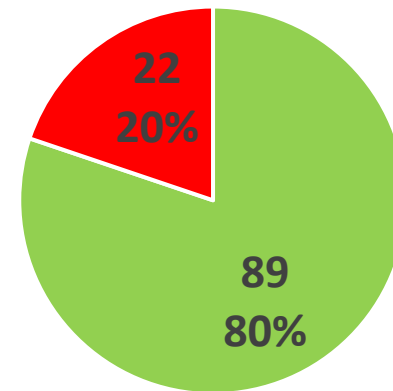
Arms Trade Treaty: Status of Reporting

Initial report

Global statistics 2015-2023

	No.	%
States Parties	113	
Initial Reports due	111	98% of States Parties
Initial Reports submitted	89	80% of States Parties due to report
Initial Reports due but <u>not</u> submitted	22	20% of States Parties due to report

Initial Reports



- States Parties that should have submitted an IR and DID
- States Parties that should have submitted an IR and DID NOT

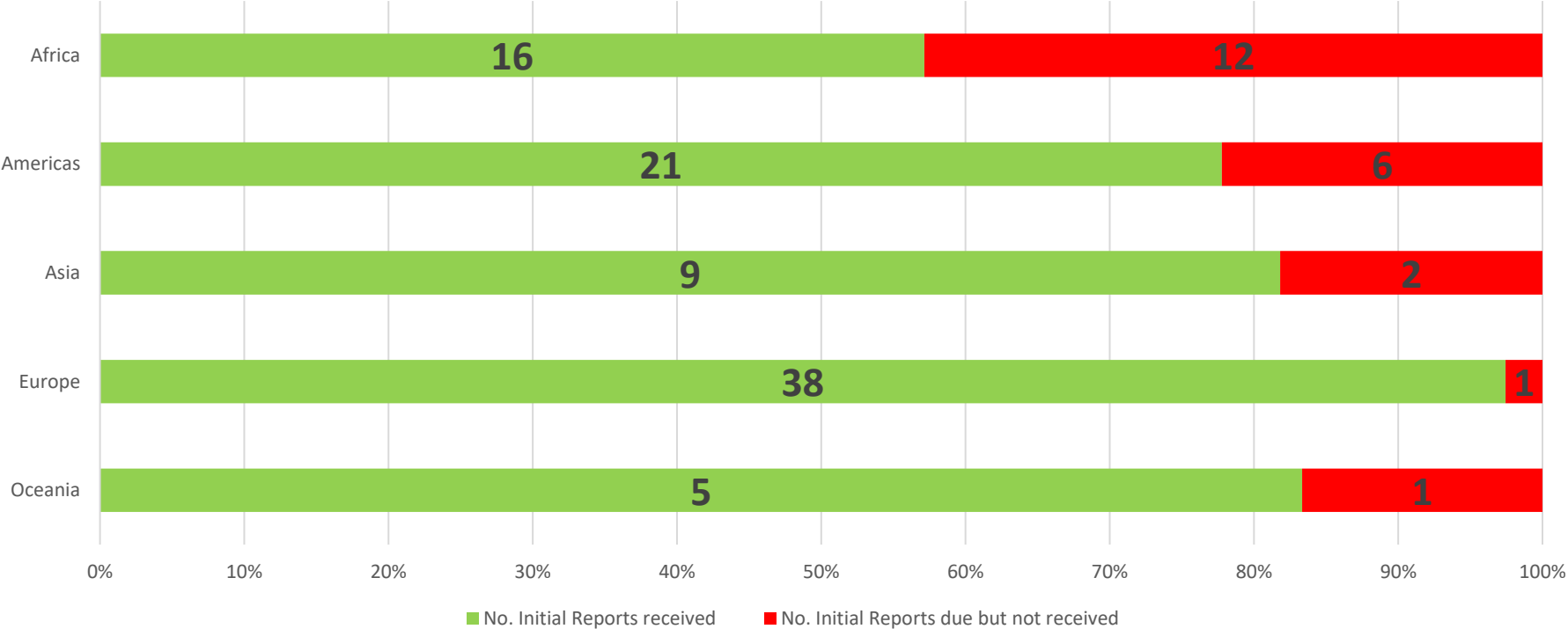
Initial report

Global statistics (cont.)

	No.	%
Initial Reports submitted on time	42	47% of Initial Reports submitted
Initial Reports not made public	21	24% of Initial Reports submitted
Format of reports	76	85% use endorsed reporting template
No. of updated Initial Reports	6	

Initial report

Regional statistics



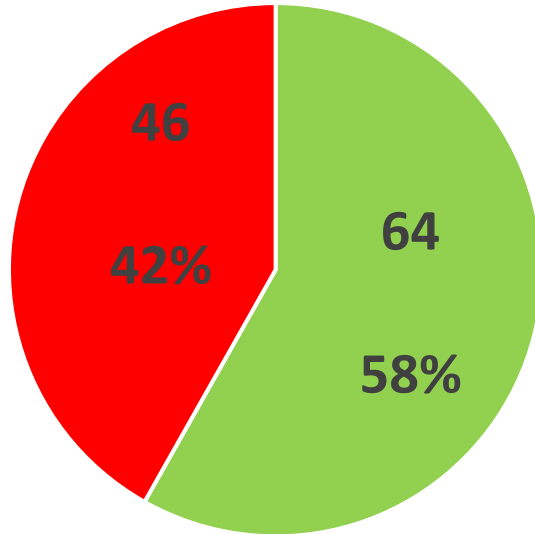
Annual report

Global statistics 2015-2022

Year	Annual Reports due	Annual Reports submitted (and due)	Annual Reports submitted (and not due)	Annual Reports due but <u>not</u> submitted
2015	61	52 (85%)	4	9 (15%)
2016	75	58 (77%)	2	17 (23%)
2017	89	64 (72%)	-	25 (28%)
2018	92	69 (75%)	1	23 (25%)
2019	97	70 (72%)	1	27 (28%)
2020	105	71 (68%)	-	34 (32%)
2021	110	73 (66%)	-	37 (34%)
2022	110	64 (58%)	-	46 (42%)

Annual report

Calendar year 2022 update



■ Annual reports received

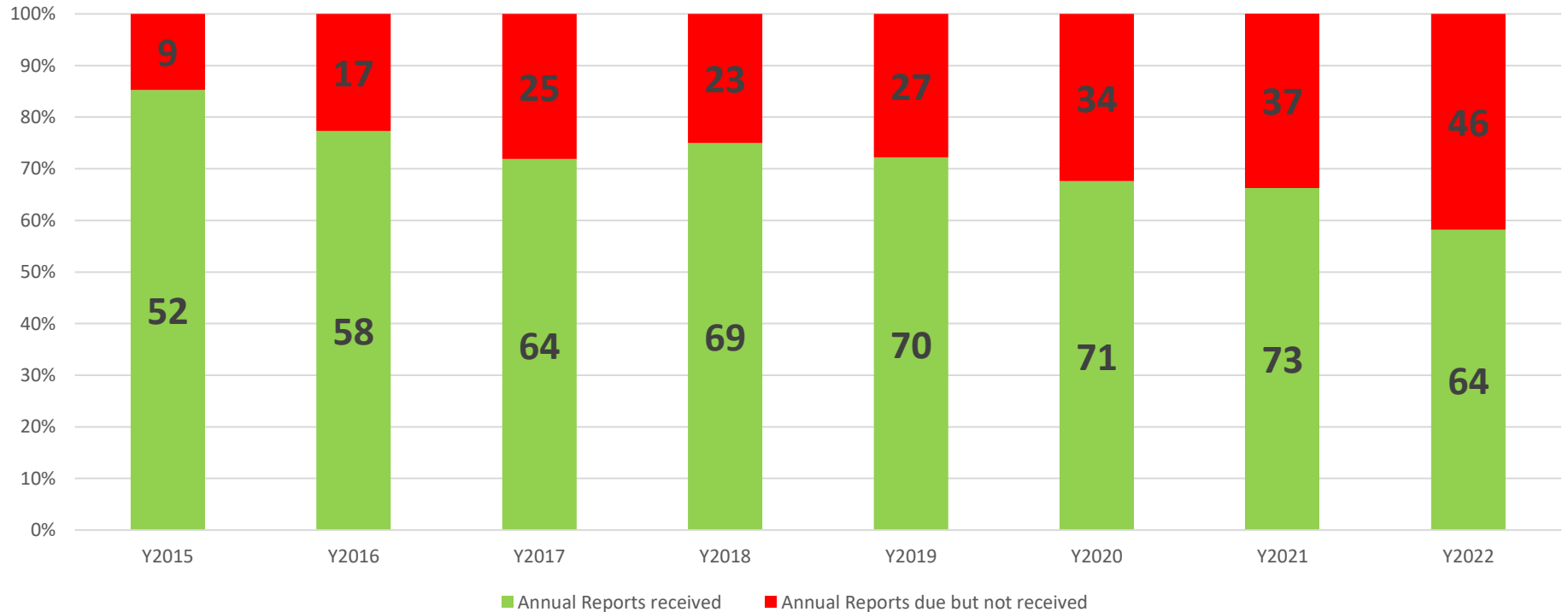
■ Annual reports due but not received

Status **2021** reports at
CSP8: **63** reports received

Annual report

Global statistics 2015-2022

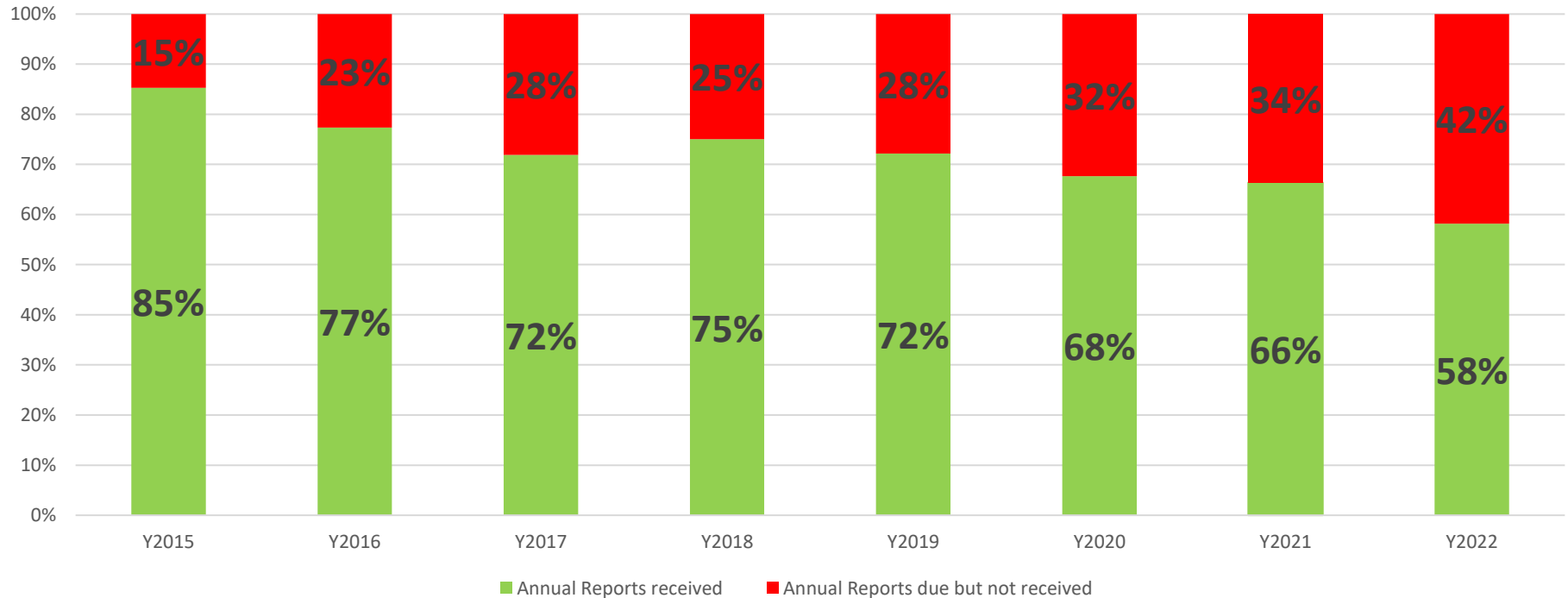
Overview of Annual Report submissions (by no.)



Annual report

Global statistics 2015-2022

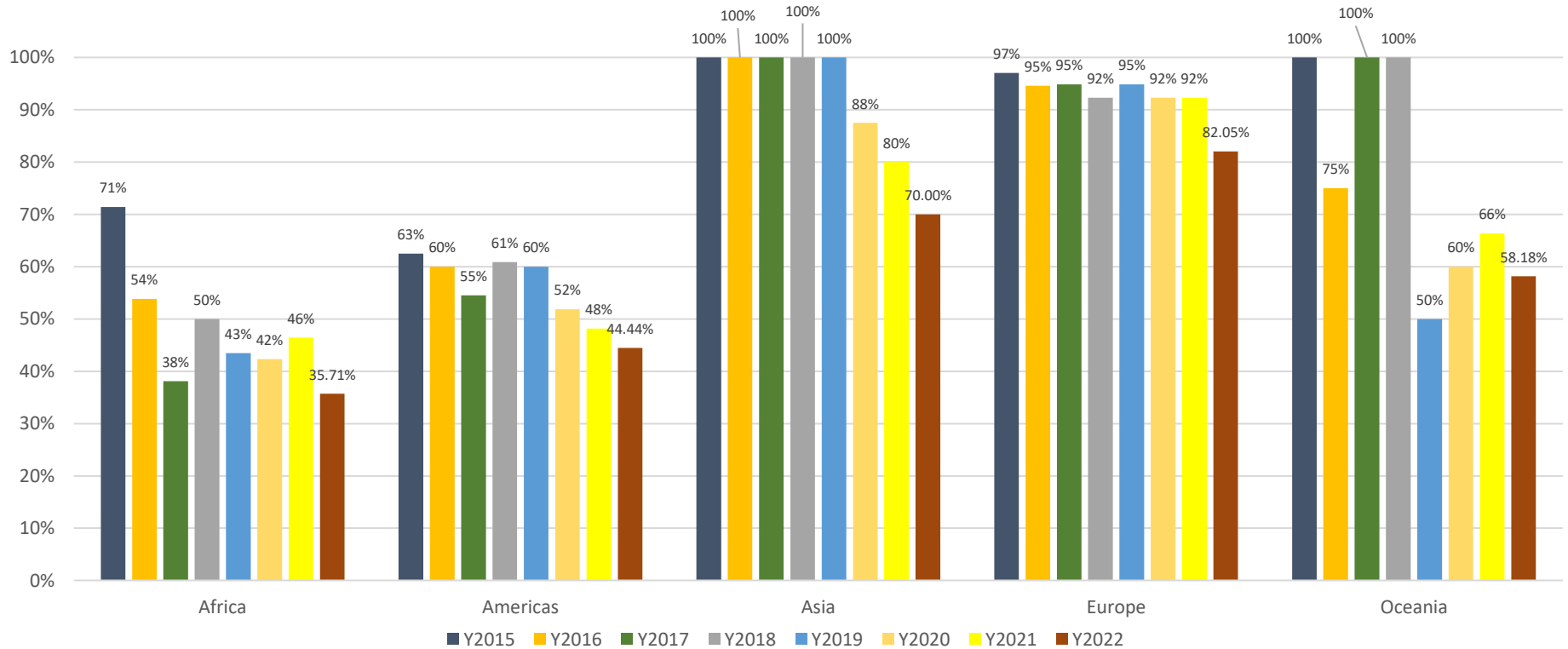
Overview of Annual Report submissions (by %)



Annual report

Regional statistics 2015-2022

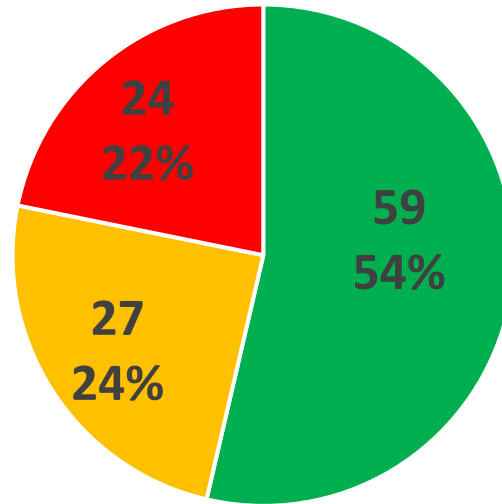
Percentage of States Parties that should have reported and DID (by region)



Annual report

Full, partial and non-submission rates 2015-2022

August 2023



■ All Annual Reports submitted

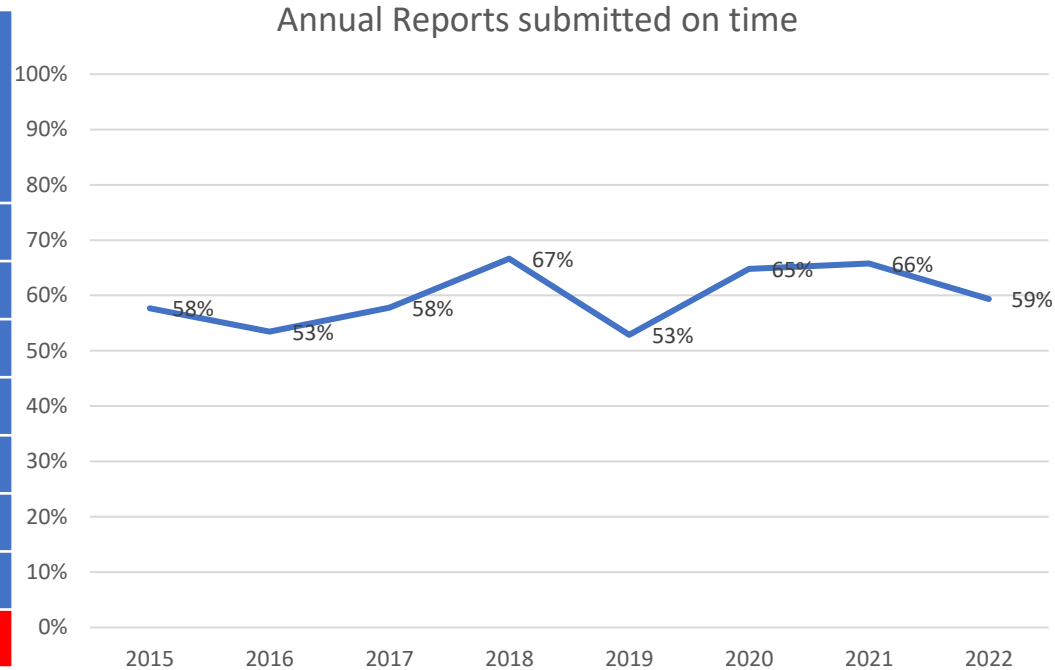
■ Some Annual Reports submitted

■ No Annual Reports submitted

Annual report

Annual Reports submitted on time (< 7 days of 31 May deadline)

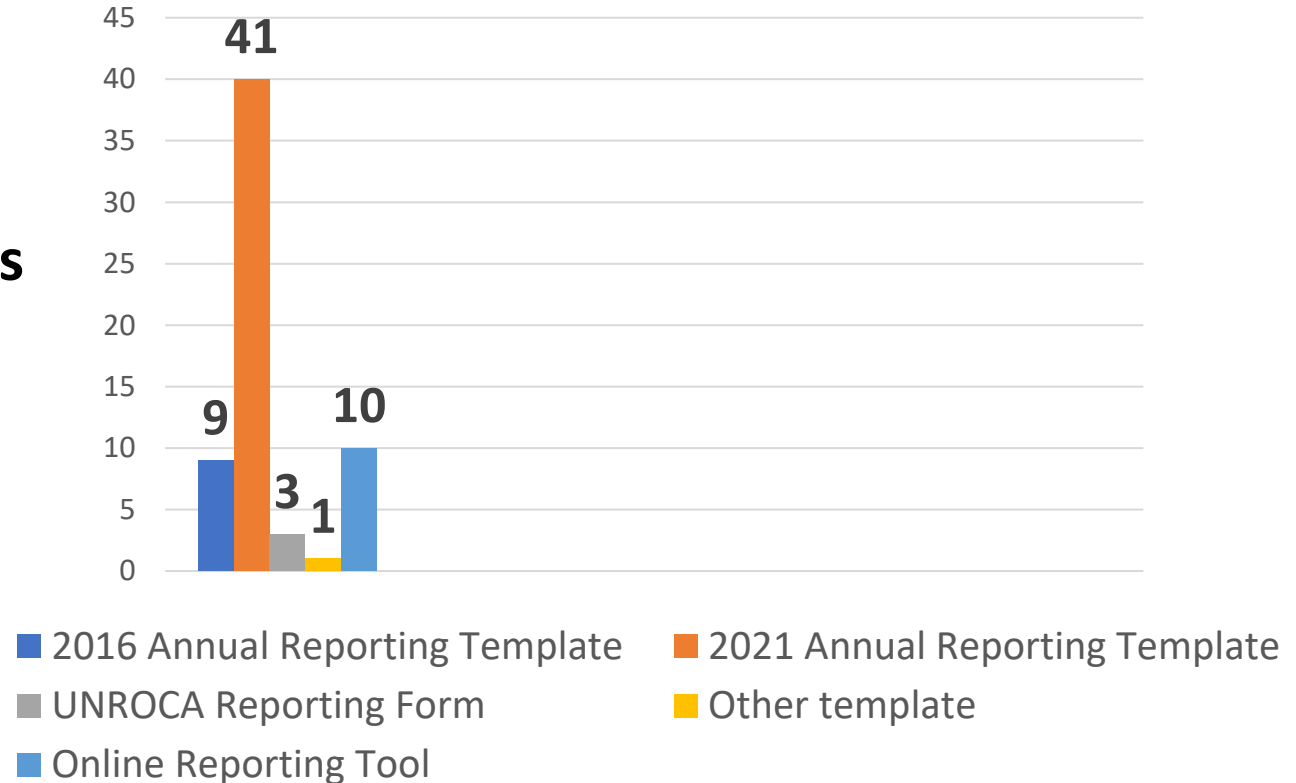
Year	Annual Reports submitted (and due)	Annual Reports submitted on time (< 7 days of 31 May deadline)
2015	52	30 (59%)
2016	58	31 (53%)
2017	64	37 (58%)
2018	69	46 (67%)
2019	70	37 (53%)
2020	71	46 (65%)
2021	73	48 (65%)
2022	64	38 (59%)



Annual report: Format

Calendar year 2022

**64 annual reports
submitted**



Annual report: Format

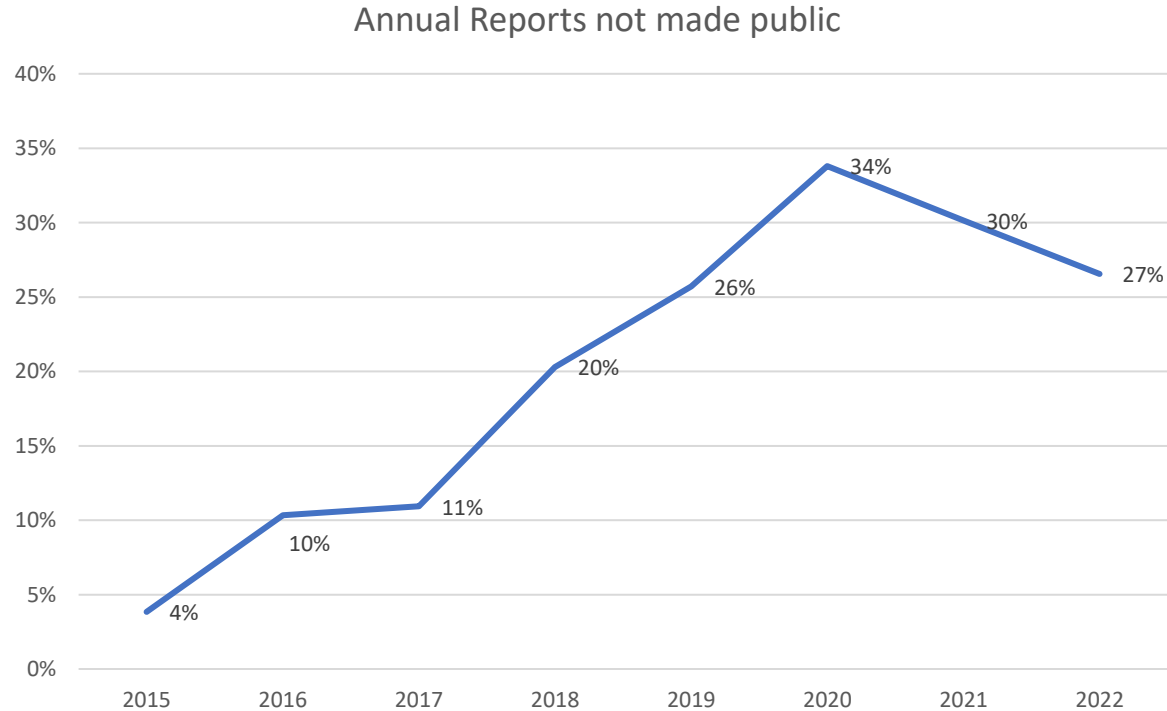
Use of online reporting tool 2018-2022

Year	Annual Reports submitted (and due)	Online reporting tool	Reports uploaded via tool
2018	69	13 (19%)	n/a
2019	70	11 (16%)	n/a
2020	71	12 (17%)	6
2021	73	10 (14%)	5
2022	64	10 (16%)	3

Annual report: Availability

2015-2022

Year	Annual Reports submitted (and due)	Annual Reports not made public
2015	52	2 (4%)
2016	58	6 (10%)
2017	64	7 (11%)
2018	69	14 (20%)
2019	70	18 (26%)
2020	71	24 (34%)
2021	73	22 (30%)
2022	64	17 (27%)



Annual reports to UNODA 2021-2022



Annual Reporting Template
endorsed at CSP7:

“The United Nations Office for Disarmament Affairs (UNODA) may use the relevant information in this Annual Report as a basis for the reporting State’s report to the United Register on Conventional Arms (UNROCA)”

Year	Annual Reports submitted	Annual Reports authorized for use by UNODA (to date)
2021	73	29 (40%)
2022	64	31 (48%)

End